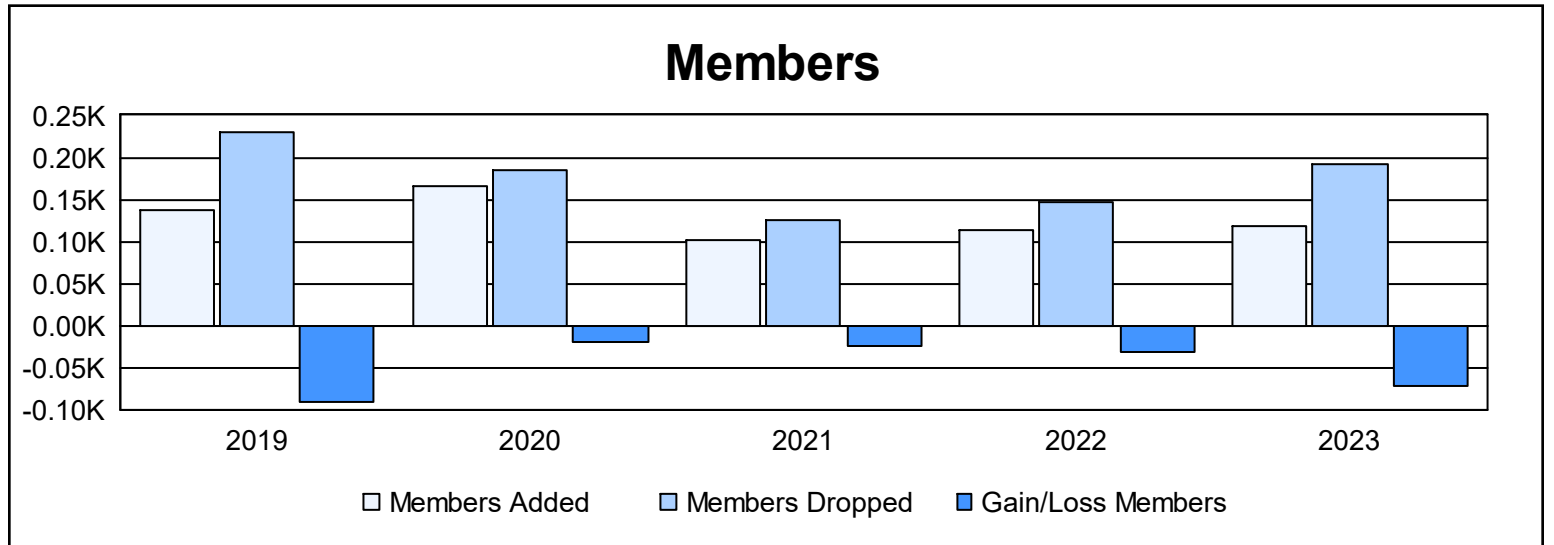
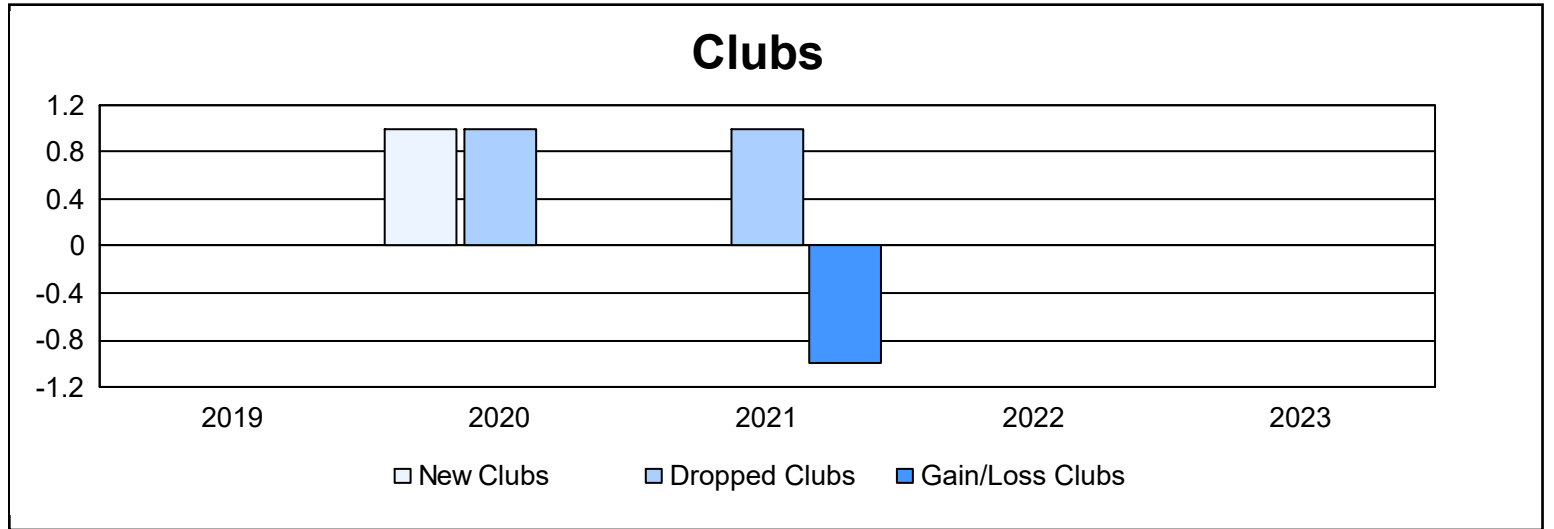
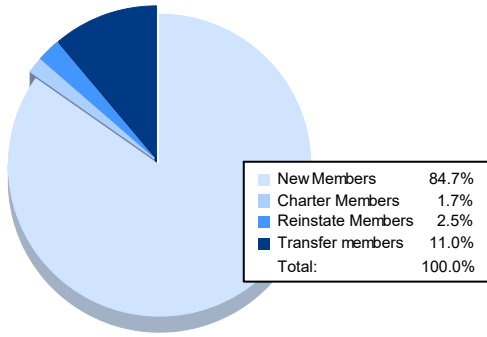


| Year | New Clubs | Dropped Clubs | Gain/ Loss Clubs | New Members | Charter Members | Reinstate Members | Transfer Members | Total Member Added | Total Members Dropped | Gain/ Loss Members |
|----------------|-----------|---------------|------------------|-------------|-----------------|-------------------|------------------|--------------------|-----------------------|--------------------|
| 2018-2019 | 0 | 0 | 0 | 112 | 3 | 3 | 19 | 137 | 229 | -92 |
| 2019-2020 | 1 | 1 | 0 | 107 | 48 | 3 | 7 | 165 | 184 | -19 |
| 2020-2021 | 0 | 1 | -1 | 85 | 0 | 2 | 14 | 101 | 125 | -24 |
| 2021-2022 | 0 | 0 | 0 | 102 | 2 | 1 | 9 | 114 | 146 | -32 |
| 2022-2023 | 0 | 0 | 0 | 100 | 2 | 3 | 13 | 118 | 191 | -73 |
| Average | 0 | 0 | 0 | 101 | 11 | 2 | 12 | 127 | 175 | -48 |



Membership Composition June 2023 Cumulative



Gender Composition June 2023 Cumulative

